

# The 5Ps of Safe Excavation



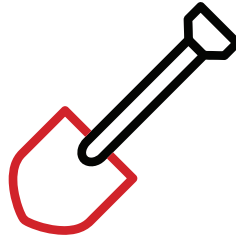
## Plan

Use the BYDA service at least a day before your job is due to begin.



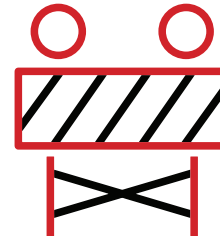
## Prepare

Communicate with asset owners if you need assistance. Look for clues onsite. Engage a skilled locator.



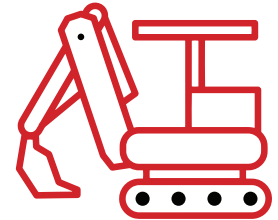
## Pothole

Physically sight the asset by hand digging or hydro vacuum extraction.



## Protect

Always erect safety barriers in areas of risk and enforce exclusion zones.



## Proceed

Only proceed after planning, preparing, potholing (unless prohibited), and having protective measures in place.



Zero damage - Zero harm - Zero disruption

# Australian Standard 5488

## Quality Levels

- D** Refer to BYDA plans for potential assets at a location
- C** Link on-site asset features against plans provided by BYDA
- B** A Skilled locator can trace for the existence of assets
- A** Validation of assets by visual means (non-destructive digging etc)



Zero damage - Zero harm - Zero disruption

GET  
FREE  
PLANS



BOOK  
A FREE  
BYDA  
SESSION



## Locator Markings

Fire Service

Electricity

Petroleum/Oil

Gas

Stormwater/Drainage

Water

Recycled Water

Unidentified Services

Sewer

Communications